



HUMAN PAPILLOMAVIRUS

INNO-LiPA HPV Genotyping

based on SPF10



- 28 HPV genotypes
- Controls
- Streamlining
- Applications
- Automation
- Software

CE marking process ongoing

 INNOGENETICS

THE **POWER** OF HPV GENOTYPING

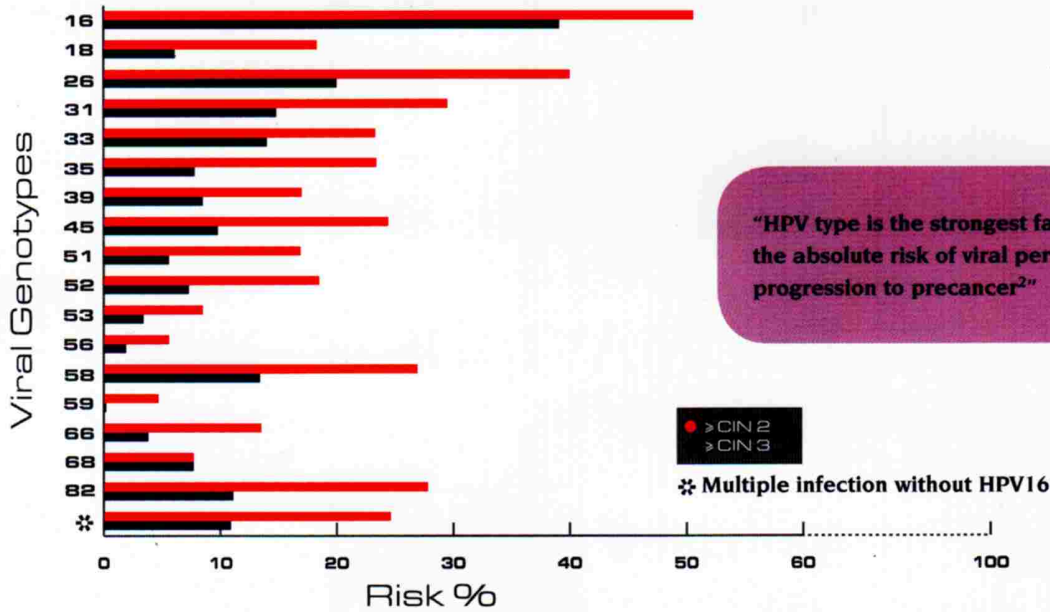
Knowing your patient's
papillomavirus (HPV) genotype

Knowing how long
the infection has persisted

Can help optimize
patient management

TYPE + TIME = RISK!

HPV genotype-related cumulative 2-year risk for precancer¹



"HPV type is the strongest factor that affects the absolute risk of viral persistence and of progression to precancer²"

GENOTYPE **NOW!**

Genotype for key information

Genotyping: the only method that can inform you whether a specific high-risk carcinogenic HPV genotype is present!³

Genotype more than once

HPV type-specific monitoring allows you to check for viral persistence of specific high-risk genotypes - a key factor for possible progression to precancer!^{4,5}

Genotype to determine multiple infections

Multiple infections often occur and may increase the risk for cervical cancer!⁶

Genotype routinely after vaccination


Vaccination does not protect against cervical cancer caused by non-16/18 HPV high-risk types that at least account for 25% to 30% of cervical cancer cases!⁷

GO FOR THE **EXTRA** CHOOSE QUALITY FOR YOUR LAB

- Genotypes** 28 HPV genotypes including all 18 high-risk genotypes
- Controls** Confidence with special HPV control lines to confirm the presence of a broad range of mucosal HPV genotypes, plus additional controls to optimize sample processing
- Streamlining** Easy and ready-to-use master mix, with *Taq* provided for minimum manipulation steps and hands on time
- Applications** High flexibility by proven quality performance on cervical scrapes; potential use for biopsies and paraffin-embedded material due to SPF10⁸
- Automation available**
 - *Auto-LiPA* 48
 - 48 tests per run from hybridization to color development
 - Results within 3 hours
 - Minimum hands-on time, accurate results
- Software** LiRAS[®] for LiPA HPV provides objective interpretation*

THE **UNIQUE** SPF10 PRIMERS** (**SHORT PCR FRAGMENT**) THAT OFFER YOU THE FOLLOWING ADVANTAGES:

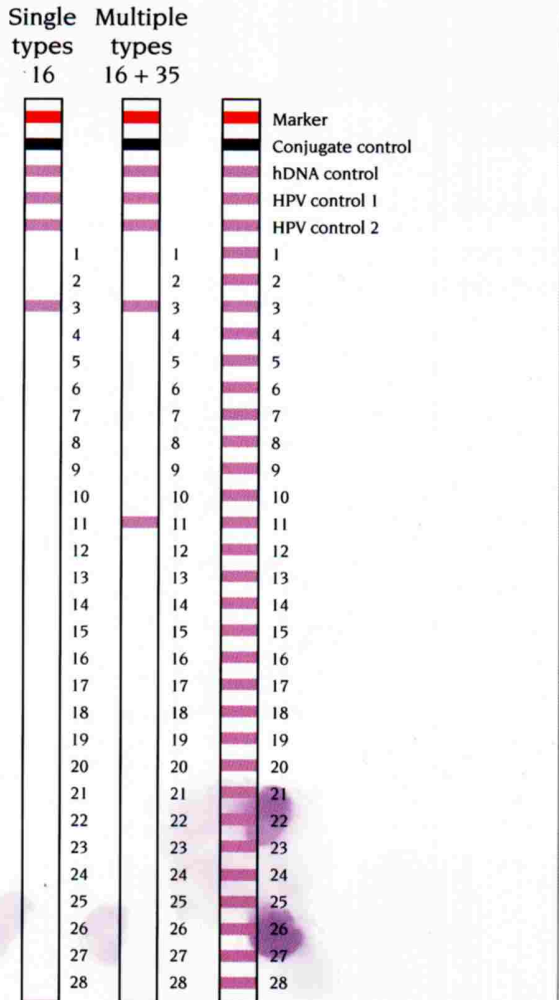
1. SPF10 provides high test sensitivity due to the precision of the short 65-base-pair PCR product
2. SPF10 permits simultaneous detection of multiple genotypes in a single sample
3. SPF10 is also well-suited for paraffin-embedded material and has been extensively used for epidemiological studies⁸
4. The high performance of SPF10 has been reported in numerous scientific journals

 marking process ongoing

**Patent protected: EP patent 1012348; US patent 6,482,588

1. Wheeler CM, et al. *J Infect Dis.* 2006;194:1291-1299.
2. Schiffman M, et al. *Lancet.* 2007;370:890-907.
3. Moliijn A, et al. *J Clin Virol.* 2005;32S:S43-S51.
4. Clifford G, et al. *Lancet* 2005;366:991-998.
5. Kjaer S, et al. *Cancer Res.* 2006;66:10630-10636.
6. Munoz N, et al. *N Engl J Med.* 2003;348:518-527.
7. Clifford GM, et al. *Br J Cancer.* 2003;88:63-73.

8. Gravitt PE, et al. *J Clin Microbiol.* 2007;45:3245-3250.
9. Fontaine V et al. *J. Clin Microbiol.* 2007;45:928-34.
10. Sfaeian M et al. *J. Clin Microbiol.* 2007;45:1447-54.
11. Clifford G et al. *Vaccine.* 2006;24 (suppl 3):S26-S34.

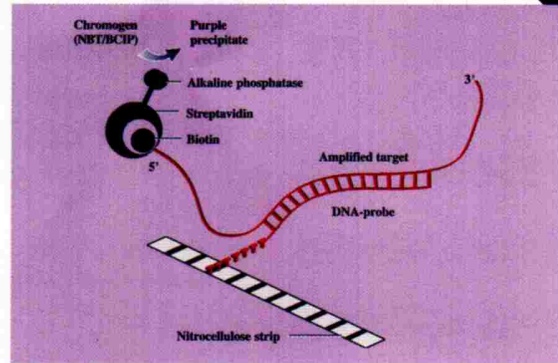


HPV types identified by INNO-LiPA HPV Genotyping Extra³:

- High risk: 16, 18, 31, 33, 35, 39, 45, 51, 52, 56, 58, 59, 68, 73, 82 ✓
- Probable high risk: 26, 53, 66 ✓
- Low risk: 6, 11, 40, 43, 44, 54, 70 ✓
- Additional types: 69, 71, 74 ✓

total: n. 6087

TEST PROCEDURE



- Sample processing
- Multiplex amplification
- LiPA major steps

1. Hybridization	60 min
2. Stringent wash	30 min
3. Colorimetric detection	60 min
Total (after amplification)	2 hrs 30 min

KEY FACTS

1. Early detection of genotype-specific, high-risk, persistent HPV infection is essential for prevention of cervical cancer.¹
2. The INNO-LiPA HPV Genotyping tests have proven to be a reliable method for the sensitive identification of HPV genotypes and multiple HPV infections.^{9,10}
3. The INNO-LiPA HPV Genotyping Extra strip targets about 95% of the high-risk genotypes determined by clinical studies to be linked with cervical cancer.^{10,11}

Presentation
*INNO-LiPA HPV Genotyping Extra

20 tests

art.no. 81063



Registered office: Innogenetics NV
Technologietpark 6
9052 Gent - Belgium
Tel. +32 9 329 13 29
www.innogenetics.com
info@innogenetics.com

CE marking process ongoing

*Purchase of this product for product name is accompanied by a limited license under European Patent Numbers 0401037, 0522884, and 0415755 and corresponding foreign patents other than United States patents, owned by Invitrogen Corporation